

CEDAR KEY WATER AND SEWER DISTRICT NOTICE OF PUBLIC MEETING

Notice is hereby given that at 5:01 PM on August 12, 2024, the Cedar Key Water and Sewer District ("District") will hold a public meeting at the District's office, 510 3RD STREET, CEDAR KEY, FL 32625, to which members of the public are invited to attend and participate. A copy of the draft agenda is listed below, The District may consider and take action with respect to matters not listed on the draft agenda.

1. Call to Order
2. Pledge and Moment of Silence
3. Public Comment
4. Adoption of Agenda
5. Fiscal Year 2025 Budget Adoption
6. Waccasassa Water and Wastewater Coalition Update
7. Resolution of the Cedar Key Water and Sewer District Providing Direction to The District's Representative on the Waccasassa Water and Wastewater Cooperative Board
8. Lift Station Rehabilitation Phase I Update
9. Financial Reports: Balance Sheet; Budget Report; Checkbook Activity; Past Due Accounts Report; Employee Leave
10. Bill Adjustment Requests
11. General Managers Report
12. Attorneys Report
13. Commissioner Comments
14. Public Comment
15. Adjourn

If a person decides to appeal any decision made by the District with respect to any matter considered at the meeting, such person will need a record of the proceedings and may need to ensure that a verbatim record is made, including the testimony and evidence upon which the appeal is made. In accordance with the Americans with Disabilities Act, persons needing special accommodations or an interpreter to participate in the meeting should contact the District Office at (352) 543-5285 at least three (3) business days prior to the dates of the hearing.

Cedar Key Water & Sewer District Profit & Loss

October 2023 through June 2024

	<u>Oct '23 - July 24</u>	<u>Projected 09/30/24</u>	<u>Budget FY2024</u>	<u>Budget FY2025</u>
300 - Income				
305 - Water Revenue	\$ 479,463.83	\$ 575,356.60	\$ 526,000.00	\$ 594,261.00
310 - Sewer Revenues	\$ 381,401.45	\$ 457,681.74	\$ 442,000.00	\$ 465,232.00
325 - Penalties	\$ 7,818.79	\$ 9,382.55	\$ 1,200.00	\$ 7,500.00
330 - Earned Interest	\$ 5,687.35	\$ 6,824.82	\$ 1,150.00	\$ 7,000.00
335 - New Meter Charges	\$ 1,200.00	\$ 1,600.00	\$ 1,200.00	\$ 1,200.00
350 - Misc Income	\$ 1,764.21	\$ 2,117.05	\$ 1,600.00	\$ 1,600.00
365 - Meter Installation Fee	\$ 480.00	\$ 560.00	\$ 505.00	\$ 1,600.00
383 - DEP Sewer Grant	\$ 54,988.50	\$ 85,000.00		\$ 1,500,000.00
384 - Insurance Proceeds	\$ 236,918.27	\$ 236,918.27		Pass Through
Total 300 - Income	\$ 1,169,722.40	\$ 1,375,441.03	\$ 973,655.00	\$ 2,578,393.00
Other Sources Of Income				
315 - Ad Valorem Tax	\$ 376,430.10	\$ 380,000.00	\$ 387,484.00	\$ 409,620.00
Total 315.100 - Ad Valorem	\$ 376,430.10	\$ 380,000.00	\$ 387,484.00	\$ 409,620.00
331 - City Contribution				
341 - City Portion of Leases	\$ 4,621.90	\$ 5,546.28	\$ 2,058.00	\$ 4,700.00
340 - Rental Income	\$ 19,841.56	\$ 23,809.75	\$ 24,000.00	\$ 24,000.00
370 - Water Charge New Connection	\$ 12,000.00	\$ 16,000.00	\$ 24,500.00	\$ 12,000.00
371 - Sewer Charge New Connection	\$ 12,000.00	\$ 16,000.00	\$ 1,000.00	\$ 12,000.00
333 - Other Miscellaneous	\$ 5,081.08	\$ 6,097.30	\$ 1,000.00	\$ 2,500.00
Total Other Sources Of Income	\$ 429,974.64	\$ 447,453.33	\$ 439,042.00	\$ 55,200.00
Total Income	\$ 1,599,697.04	\$ 1,822,894.36	\$ 1,412,947.00	\$ 3,043,213.00
Gross Profit	\$ 1,599,697.04	\$ 1,822,894.36	\$ 1,412,947.00	\$ 3,043,213.00

Cedar Key Water & Sewer District

Profit & Loss

October 2023 through June 2024

Budget FY2025

Budget FY2024

Projected 09/30/24

Expense

500 - GENERAL AND ADMINISTRATIVE

510 - Payroll									
510.01 - Salaries	\$ 289,517.92	\$ 333,251.89	\$ 312,500.00	\$ 310,000.00					
510.02 - Social Security/Medicare	\$ 21,767.07	\$ 24,993.89	\$ 24,000.00	\$ 25,000.00					
510.03 - Retirement	\$ 29,848.65	\$ 34,591.55	\$ 31,512.00	\$ 35,000.00					
510.04 - Health, Dental & Life Ins	\$ 65,563.57	\$ 75,702.65	\$ 76,373.00	\$ 70,000.00					
510.05 - Workers Comp.	\$ 5,071.66	\$ 5,500.00	\$ 8,500.00	\$ 6,000.00					
510.07 - Uniform Service				\$ 3,900.00					Fuel Surcharge Increase
Total 510 - Payroll	\$ 411,768.87	\$ 474,039.98	\$ 452,885.00	\$ 449,900.00					
520 - Office									
520.01 - Supplies	\$ 2,787.11	\$ 3,344.53	\$ 3,000.00	\$ 3,000.00					
520.02 - Postage & Shipping	\$ 5,516.97	\$ 7,000.00	\$ 7,600.00	\$ 8,500.00					
520.03 - Copier, Computer, Billing, E	\$ 5,062.73	\$ 6,075.28	\$ 5,000.00	\$ 5,000.00					
520.04 - Printing and Copying	\$ 1,279.49	\$ 1,535.39	\$ 1,500.00	\$ 2,500.00					
520.07 - Bank Service Charge	\$ 51.33	\$ 51.33	\$ -	\$ 1,800.00					
520.10 - Rents	\$ 1,885.16	\$ 2,262.19	\$ -	\$ 1,800.00					
Total 520 - Office	\$ 16,582.79	\$ 20,268.72	\$ 17,100.00	\$ 20,800.00					
530 - Utilities									
530.01 - Fuel For Equipment	\$ 6,161.29	\$ 7,393.55	\$ 10,000.00	\$ 10,000.00					
530.02 - Solid Waste Disposal	\$ 1,529.28	\$ 1,835.14	\$ 1,400.00	\$ 2,000.00					
530.03 - Telephone	\$ 9,335.06	\$ 11,202.07	\$ 10,500.00	\$ 12,000.00					
Total 530 - Utilities	\$ 17,025.63	\$ 20,430.76	\$ 21,900.00	\$ 24,000.00					
540 - Professional Fees									
540.01 - Audit & Accounting	\$ 31,010.00	\$ 35,000.00	\$ 34,000.00	\$ 35,000.00					
540.02 - Management/Legal	\$ 28,311.07	\$ 33,973.28	\$ 32,000.00	\$ 35,000.00					
540.03 - Property Appaiser Fees			\$ 6,750.00	\$ 7,500.00					
540.05 - Tax Collector Fees	\$ 8,314.62	\$ 8,500.00	\$ 5,000.00	\$ 10,500.00					
540.06 - FEMA Engineering Fees				\$ 77,000.00					
Total 540 - Professional Fees	\$ 67,635.69	\$ 77,473.28	\$ 77,750.00	\$ 165,000.00					
550 - General Repair & Maint									
550.01 - Vehicle	\$ 2,575.70	\$ 3,090.84	\$ 3,000.00	\$ 3,500.00					

Cedar Key Water & Sewer District

Profit & Loss

October 2023 through June 2024

	Oct '23 - July 24	Projected 09/30/24	Budget FY2024	Budget FY2025
550.02 - Equipment and Tools	\$ 2,279.37	\$ 2,735.24	\$ 2,000.00	\$ 2,500.00
550.03 - Building	\$ 190.46	\$ 228.55	\$ 500.00	\$ 8,400.00
550.04 - Supplies	\$ 1,890.11	\$ 2,268.13	\$ 900.00	\$ 1,500.00
550.06 - Storm Repairs	\$ 260,923.31	\$ 265,000.00		\$ 40,000.00
Total 550 - General Repair & Maint	\$ 267,858.95	\$ 273,322.76	\$ 6,400.00	\$ 715,600.00
560 - Other				
560.01 - Property/Liability Ins.	\$ 71,251.34	\$ 72,000.00	\$ 56,300.00	\$ 82,000.00
560.03 - Continuing Education	\$ 100.00	\$ 150.00	\$ 2,500.00	\$ 1,500.00
560.04 - Annual Fees & Dues	\$ 10,000.06	\$ 12,000.00	\$ 6,000.00	\$ 12,000.00
560.05 - Ads and Publications	\$ 3,930.98	\$ 4,717.18	\$ 2,500.00	\$ 6,000.00
560.06 - Miscellaneous	\$ (1,113.47)	\$ 1,000.00	\$ 1,500.00	\$ 10,000.00
560.07 - Contingency	\$ 95,384.44	\$ 100,000.00	\$ 125,322.00	\$ 25,000.00
Total 560 - Other	\$ 179,553.35	\$ 189,867.18	\$ 194,122.00	\$ 136,500.00
570 - Capital Expenditures				
				Backhoe
				\$ 66,100.00
				\$ 66,100.00 Decrease for Uniforms
Total 500 - GENERAL AND ADMINISTRATIVE	\$ 960,425.28	\$1,055,402.68	\$ 771,657.00	\$ 918,200.00
600 - DIRECT WATER EXPENSES				
610 - Chemicals and Filters				
610.01 - Chemicals	\$ 97,117.09	\$ 116,540.51	\$ 83,000.00	\$ 122,000.00
610.02 - Mflex Resin	\$ 21,829.50	\$ 21,829.50	\$ 20,000.00	\$ 22,000.00
610 - Chemicals and Filters - Other	\$ 12,393.60	\$ 14,872.32		\$ 13,500.00
Total 610 - Chemicals and Filters	\$ 131,340.19	\$ 153,242.33	\$ 103,000.00	\$ 157,500.00
620 - Laboratory				
620.01 - In House Lab	\$ 310.77	\$ 372.92	\$ 2,750.00	\$ 2,000.00
620.02 - Outside Lab	\$ 758.00	\$ 909.60	\$ 2,200.00	\$ 2,000.00
Total 620 - Laboratory	\$ 1,068.77	\$ 1,282.52	\$ 4,950.00	\$ 4,000.00
640 - Repairs and Maintenance				
640.01 - Piping and Distribution	\$ 9,126.89	\$ 10,952.27	\$ 20,000.00	\$ 20,000.00

Cedar Key Water & Sewer District

Profit & Loss

October 2023 through June 2024

	Oct '23 - July 24	Projected 09/30/24	Budget FY2024	Budget FY2025
640.02 · Equipment	\$ 11,089.87	\$ 13,307.84	\$ 16,000.00	\$ 25,000.00
640.03 · Building & Grounds	\$ 1,510.92	\$ 1,813.10	\$ 4,000.00	\$ 5,000.00
640.04 · Water Tower Maintenance	\$ 18,397.72	\$ 18,397.72	\$ 20,000.00	\$ 2,000.00
640.05 · Generators Annual Maintene	\$ -	\$ 500.00	\$ 2,000.00	\$ 2,000.00
640.06 · Water Plant Maintenance	\$ 3,818.37	\$ 4,582.04	\$ 25,000.00	\$ 7,500.00
640.07 · Water Meter Replacement				Replace 100 Meters
Total 640 · Repairs and Maintenance	\$ 43,943.77	\$ 49,552.97	\$ 87,000.00	\$ 76,500.00
650 · Utilities				
650.01 · Electric	\$ 17,985.71	\$ 21,582.85	\$ 27,500.00	\$ 25,000.00
650.02 · Propane	\$ -	\$ -	\$ 1,000.00	\$ 1,000.00
650.03 · Telephone	\$ 3,860.40	\$ 4,632.48	\$ 1,500.00	\$ 5,000.00
Total 650 · Utilities	\$ 21,846.11	\$ 26,215.33	\$ 30,000.00	\$ 31,000.00
670 · Capital Expenditures				
670.04 · New Vehicle	\$ -	\$ 38,865.00	\$ 50,000.00	
680 · Loans				
680.05 · RD - Water System Interest	\$ -	\$ 29,040.00	\$ 29,040.00	\$ 27,913.00
680.06 · RD - Water System Principal	\$ -	\$ 20,000.00	\$ 20,000.00	\$ 22,000.00
Total 680 · Loans	\$ -	\$ 49,040.00	\$ 49,040.00	\$ 49,913.00
685.00 · Contingency			\$ 10,000.00	\$ 25,000.00
Total 600 · DIRECT WATER EXPENSES	\$ 198,198.84	\$ 318,198.15	\$ 333,990.00	\$ 343,913.00
700 · DIRECT WASTEWATER EXPENSES				
710 · Chemicals and Filters				
710.01 · Chemicals	\$ 22,989.73	\$ 27,587.68	\$ 27,500.00	\$ 30,000.00
Total 710 · Chemicals and Filters	\$ 22,989.73	\$ 27,587.68	\$ 27,500.00	\$ 30,000.00
720 · Laboratory				
720.01 · In House Lab	\$ 197.22	\$ 236.66		\$ 300.00
720.02 · Outside Lab	\$ 11,495.21	\$ 13,794.25	\$ 14,100.00	\$ 15,000.00

**Cedar Key Water & Sewer District
Profit & Loss**

October 2023 through June 2024

	Oct '23 - July 24	Projected 09/30/24	Budget FY2024	Budget FY2025	
Total 720 - Laboratory	\$ 11,692.43	\$ 14,030.91	\$ 14,100.00	\$ 15,300.00	
730 - Regulatory					
730.01 - Permits	\$ 633.82	\$ 760.58	\$ 1,000.00	\$ 1,000.00	
730.02 - Biosolids Hauling	\$ 62,835.00	\$ 75,402.00	\$ 85,000.00	\$ 80,000.00	
Total 730 - Regulatory	\$ 63,468.82	\$ 76,162.58	\$ 86,000.00	\$ 81,000.00	
740 - Repairs Maintenance Other					
740.01 - Piping & Distribution	\$ 8,149.82	\$ 9,779.78	\$ 30,000.00	\$ 25,000.00	
740.02 - Equipment	\$ 45,555.32	\$ 54,786.38	\$ 30,000.00	\$ 30,000.00	
740.03 - Building and Grounds	\$ 1,595.91	\$ 1,915.09	\$ 50,000.00	\$ 25,000.00	
740.04 - Generator-Annual Maintenanar	\$ 11,245.25	\$ 13,494.30	\$ 10,000.00	\$ 15,000.00	
Total 740 - Repairs Maintenance Other	\$ 66,646.30	\$ 79,975.55	\$ 120,000.00	\$ 95,000.00	
750 - Utilities					
750.01 - Electric	\$ 23,750.35	\$ 28,500.42	\$ 35,000.00	\$ 33,000.00	
750.02 - Propane	\$ 660.82	\$ 1,364.95	\$ 1,800.00	\$ 1,800.00	
Total 750 - Utilities	\$ 24,411.17	\$ 29,865.37	\$ 36,800.00	\$ 34,800.00	
760 - Other					
760.01 - Professional Fees -WWTP P	\$ 8,760.00	\$ 15,000.00	\$ 3,500.00	\$ -	
760.02 - Contingency			\$ 10,000.00	\$ 25,000.00	
Total 760 - Other	\$ 8,760.00	\$ 15,000.00	\$ 13,500.00	\$ 25,000.00	
770.000 - DEP Grant Expenses					
770.100 - DEP Sewer Grant - Engrinet	\$ 75,539.00	\$ 90,000.00	\$ -	\$ 500,000.00	Pass Through
770.100 - DEP Sewer Grant - Construction				\$ 1,000,000.00	Pass Through
Total 770.000 - DEP Grant Expenses	\$ 75,539.00	\$ 90,000.00	\$ -	\$ 1,500,000.00	
Total 700 - DIRECT WASTEWATER EXPENSE	\$ 273,507.45	\$ 332,622.09	\$ 297,900.00	\$ 1,781,100.00	
Net Total Expense	\$ 1,432,131.57	\$ 1,673,235.97	\$ 1,412,947.00	\$ 3,043,213.00	
Net Income	\$ 167,565.47	\$ 149,658.39		\$ 3,043,213.00	
Net Ordinary Income	\$ 167,565.47	\$ 149,658.39			

W3C Pipeline Progress Report August 2024

1. Suwannee River WMD deposited \$50,000 in W3C bank account on August 1
2. Dewberry (Robert Beltran) estimated the total W3C cost at \$138 million (35% above Wetland Solutions Feasibility Study completed 2 years ago).
Dewberry's estimated completion date is June 2030.
3. W3C will need \$5.4 million to move forward thru the end of 2025
4. Dewberry stated that W3C operational and maintenance cost estimates should be available by the middle of next year (so that we can estimate wholesale cost of water)
5. Drinking water will be provided to Cedar Key that meets or exceeds all drinking water standards (including PFAS which Bronson has already tested for and found none)
6. A lobbyist has been retained for W3C by Dewberry
7. Shannon Williams is submitting grant applications for \$9 million (from Water Quality Improvement Grant) and \$3 million for land acquisition (from Springs Restoration Grant)

Next meeting is Thursday August 22 in Bronson at 1 pm



Town of Bronson
650 Oak Street
P.O. Box 266
Bronson, FL 32621
352.486.2354 (Phone)
352.486.6262 (Fax)
www.townofbronson.org

NOTICE OF WACCASASSA WATER & WASTEWATER COOPERATIVE BOARD, TOWN OF BRONSON TOWN COUNCIL, AND CEDAR KEY WATER & SEWER DISTRICT BOARD OF COMMISSIONERS MEETINGS

Please be advised that the Waccasassa Water & Wastewater Cooperative ("Cooperative") Board of Directors ("Board") will hold public meetings on the following dates and times:

- Wednesday, January 17th @ 1:00 PM (555 2nd Avenue, Otter Creek)
- Wednesday, February 21st @ 1:00 PM (660 East Hathaway Avenue, Bronson)
- Wednesday, March 27th @ 9:00 AM (510 3rd Street, Cedar Key) – RESCHEDULED/NEW LOCATION
- Wednesday, April 17th @ 1:00 PM (555 2nd Avenue, Otter Creek)
- Wednesday, May 15th @ 1:00 PM (660 East Hathaway Avenue, Bronson)
- Tuesday, June 18th @ 1:00 PM (510 3rd Street, Cedar Key) – RESCHEDULED DUE TO HOLIDAY
- Wednesday, July 24th @ 1:00 PM (555 2nd Avenue, Otter Creek) – RESCHEDULED DUE TO CONFLICT
- Thursday, August 22nd @ 1:00 PM (660 East Hathaway Avenue, Bronson) – RESCHEDULED DUE TO CONFLICT
- Wednesday, September 18th @ 1:00 PM (510 3rd Street, Cedar Key)
- Wednesday, October 16th @ 1:00 PM (555 2nd Avenue, Otter Creek)
- Wednesday, November 20th @ 1:00 PM (660 East Hathaway Avenue, Bronson)
- Wednesday, December 18th @ 1:00 PM (510 3rd Street, Cedar Key)

The purpose of these meetings is to discuss possible funding sources, adopt by-laws, adopt an interim budget, adopt a purchasing policy, plan for the administration and financial management of the Cooperative, and conduct other business at the discretion of the Board.

Several members of the Bronson Town Council and the Cedar Key Water & Sewer District Board of Commissioners may be in attendance at the above-described public meetings, and therefore notice is hereby given that such meetings shall also constitute public meetings of the Bronson Town Council and the Cedar Key Water & Sewer District Board of Commissioners. The Bronson Town Council and the Cedar Key Water & Sewer District Board of Commissioners will not take official action at the above-described meetings. This notice is given to ensure compliance with the Sunshine Law.

Should you have any questions or concerns, please contact the Bronson Town Manager, Sue Beaudet, via telephone at 352.486.2354 or via email at townmanager@townofbronson.org. Persons with a disability needing a special accommodation should contact Sue Beaudet via the above-described contact information at least two (2) days prior to the meeting.

If any person decides to appeal any decision made by the Board with respect to any matter considered at the above-described public meetings, he or she will need a record of the proceedings, and that, for such purpose, he or she may need to ensure that a verbatim record of the proceedings is made, which record includes the testimony and evidence upon which the appeal is to be based.

RESOLUTION NO. 2024 –

A RESOLUTION OF THE CEDAR KEY WATER AND SEWER DISTRICT PROVIDING DIRECTION TO THE DISTRICT'S REPRESENTATIVE ON THE WACCASASSA WATER AND WASTEWATER COOPERATIVE; PROVIDING AN EFFECTIVE DATE.

WHEREAS, the Cedar Key Water and Sewer District (“District”) owns and operates a water and wastewater system which provides water and wastewater treatment, distribution and collection services to the Cedar Key area as more specifically set forth in Chapter 63-1569, Laws of Florida, as amended; and

WHEREAS, the District, along with the City of Bronson and the City of Otter Creek is a member of the Waccasassa Water and Wastewater Cooperative (“Cooperative”) which was formed to explore the design and funding of a regional water and wastewater system which would serve the Cooperative members’ current and future customers; and

WHEREAS, the Cooperative has contracted with an engineering firm to develop a facilities plan and it is incumbent on the District’s Board to give the District’s representative on the Cooperative Board clear and unambiguous direction as to the District’s expectations for the facility plan.

NOW, THEREFORE, BE IT RESOLVED BY THE BOARD OF COMMISISONERS OF THE CEDAR KEY WATER AND SEWER DISTRICT THAT:

Section 1.

It is the District’s understanding and expectation that the facility plan developed by the Cooperative’s consulting engineer will include the components and design considerations necessary to replace the District’s existing raw water supply, water treatment facility, and wastewater treatment facility. This includes, but is not limited to, the following main components:

1. A regional water treatment facility with enough capacity to serve the existing and future Cooperative customers for at least 20 years after the water treatment facility begins operation; and
2. A regional wastewater treatment facility with enough capacity to serve the existing and future Cooperative customers for at least 20 years after the wastewater treatment facility begins operation; and
3. One or more well fields with enough capacity to serve the Cooperative’s existing and future needs; and

4. Treated wastewater disposal options with enough capacity to serve the Cooperative's existing and future needs; and
5. Potable water lines from the new water treatment facility to either the District's existing raw water lines located at the District's well field or to the existing District water treatment plant, whichever is the better design considering the quality of treated water and operational efficiencies; and
6. Decommissioning, removal and retrofitting of the District's existing water treatment facility in order to provide retreatment, as needed, prior to water being distributed through the District's existing water transmission system; and
7. Wastewater force mains from the District's existing wastewater treatment plant site to the new wastewater treatment facility; and
8. Decommissioning and removal of the District's existing wastewater treatment facility to the extent such components are not needed as part of the new wastewater force main system; and
9. A wastewater repump facility located at the District's existing wastewater treatment facility site with enough capacity to collect existing and future wastewater from the District's existing wastewater collection system and repump it through the new force main to the new wastewater treatment facility.

Section 2. Effective Date.

This Resolution shall take effect upon final adoption.

Passed and adopted by the Cedar Key Water and Sewer District Board of Commissioners by a vote of to on the 12th day of August, 2024.

**CEDAR KEY WATER AND SEWER
DISTRICT BOARD OF
COMMISSIONERS**

BY: _____
Michael Borelli, Chairman

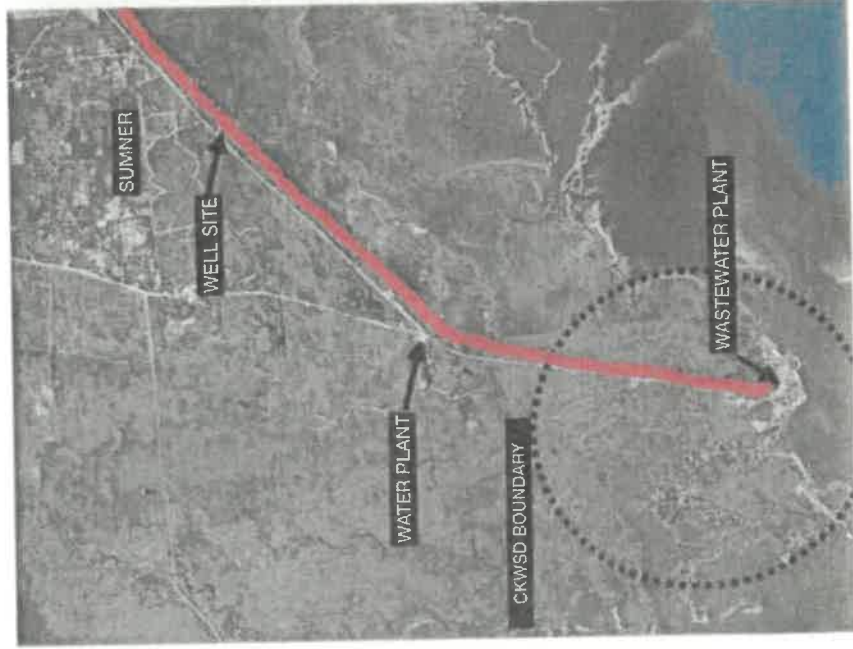
ATTEST:

Leslie Sturmer, Secretary

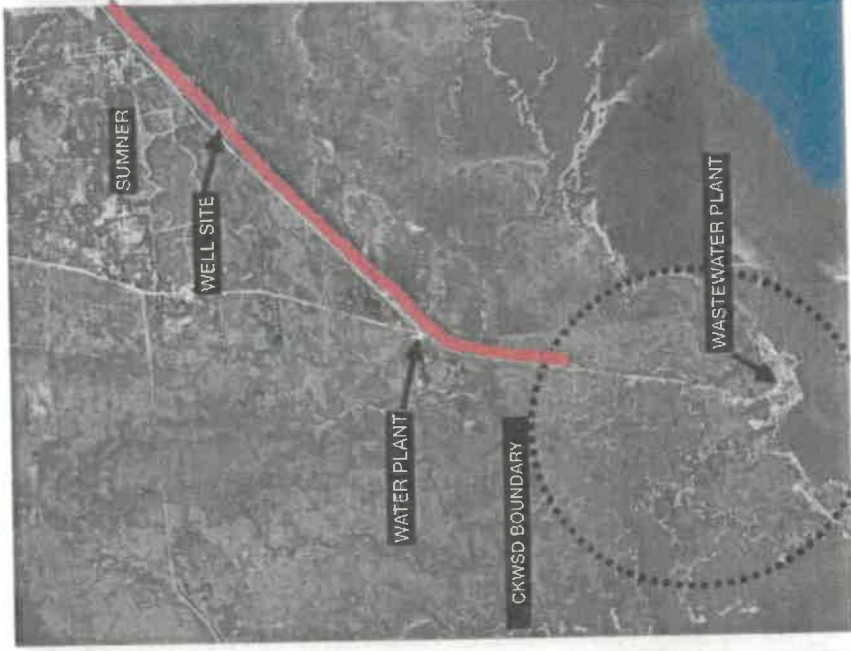
Wastewater treatment plant pipeline options

W3C owns wastewater pump or CKWSD owns pump?

Option 1
Pipeline comes to
wastewater plant



Option 2
Pipeline comes to end
of CKWSD service

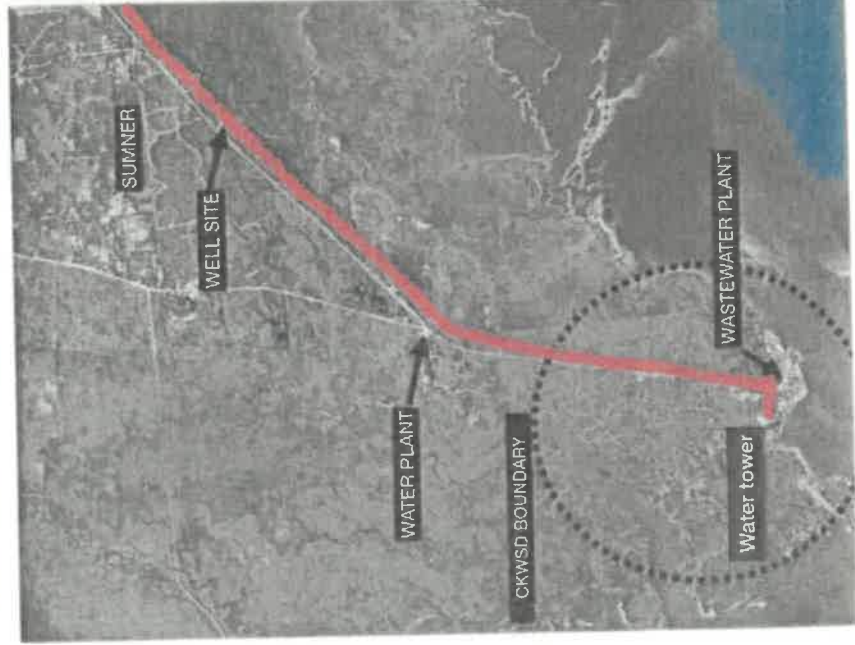


Option 3
Pipeline comes to drinking
well site



Drinking water treatment plant pipeline options

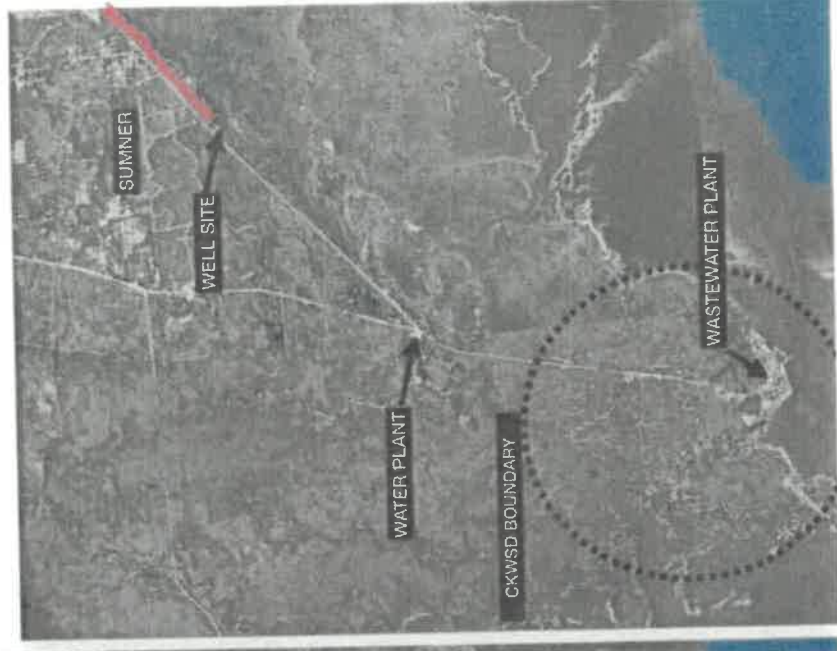
Option 1
Pipeline comes to water tower



Option 2
Pipeline comes to drinking water plant



Option 3
Pipeline comes to drinking well site



Cedar Key Water & Sewer District
Balance Sheet
 As of July 31, 2024

Jul 31, 24

ASSETS

Current Assets

Checking/Savings

Unrestricted Cash Funds

100 - Operating Account	355,783.06
102 Petty Cash	175.00
113.3 Unrestricted Savings	101,171.54

Total Unrestricted Cash Funds	457,129.60
--------------------------------------	------------

Restricted Cash Funds

103.1 Security Deposit	14,583.96
114.00 RD Payment	50,790.00
114.02 RD RESERVE ACCOUNT	54,573.07

Total Restricted Cash Funds	119,947.03
------------------------------------	------------

Total Checking/Savings	577,076.63
-------------------------------	------------

Other Current Assets

133 · Lease Receivable - ST	21,139.00
138.10 · Due from Other Governmental Uni	-180.00
134 - Accounts Receivable	106,210.94
135 - Allowance for A/R	-6,600.00
141 · Due from IRS-Overpd Payroll Tax	1,540.84
160 - Inventory & Materials	58,622.69

Total Other Current Assets	180,733.47
-----------------------------------	------------

Total Current Assets	757,810.10
-----------------------------	------------

Fixed Assets

311.100 · WW Aeration Upgrade	15,800.00
311.105 · CIP WW Plant Upgrades	3,564.83
301 - Land	125,195.95
302 - Other Improvements	2,504,213.86
304 - Plant and Equipment	7,892,413.39
306 - Other Equipment	102,018.30
307 - Sewer Machinery	130,629.33
308 - Computer S/W	10,417.35
309 - Vehicles	166,958.96
311 - Less Accum Depreciation	-6,628,084.94

Total Fixed Assets	4,323,127.03
---------------------------	--------------

Other Assets

133.10 · Lease Receivable	27,784.00
170 · Utility Deposit	141.19
311 · Construction in Progress	
311.107 · Rehab 5 Lift Stations - DEP	170,685.00
312 · CIP-SRF Project	140,250.00
313 · CIP - SRF District Match	26,000.00

Total 311 · Construction in Progress	336,935.00
---	------------

Total Other Assets	364,860.19
---------------------------	------------

TOTAL ASSETS	5,445,797.32
---------------------	--------------

Cedar Key Water & Sewer District
Balance Sheet
 As of July 31, 2024

Jul 31, 24

LIABILITIES & EQUITY

Liabilities

Current Liabilities

Accounts Payable

330 · Accounts Payable 1,547.58

Total Accounts Payable 1,547.58

Other Current Liabilities

485 · Note Payable -RD - Current 21,000.00

403- Emplo Ret Con Payabale 409.92

407-01 SS Tax Payable 101.58

408 - Sales Tax Payable 136.66

411 - Unearned Revenues 11,260.56

412 · Refundable Advance 47,927.00

450 · Fed. Income Taxes Payable -3,003.74

482 - Accrued Int Pay 2,263.74

483 · Accrued Compensated Absences 23,622.00

484 -Customer Deposits Payable 14,657.25

Total Other Current Liabilities 118,374.97

Total Current Liabilities 119,922.55

Long Term Liabilities

460 · N/P-Rural Development 1,015,000.00

500 - Accrd Compen Absences-LT 10,676.00

Total Long Term Liabilities 1,025,676.00

Total Liabilities 1,145,598.55

Equity

598 · Restricted for Debt Service 47,628.76

3900 · Retained Earnings 460,942.11

599 · Investment in Capital Assets - 3,624,062.43

Net Income 167,565.47

Total Equity 4,300,198.77

TOTAL LIABILITIES & EQUITY **5,445,797.32**

Cedar Key Water & Sewer District Profit & Loss Prev Year Comparison October 31, 2023 through July 31, 2024

	Oct 31, '23 - Jul 31, 24	Oct 31, '22 - Jul 31, 23	\$ Change	% Change
Ordinary Income/Expense				
Income				
300 - Income				
305 - Water Revenue	456,214.68	405,974.05	50,240.63	12.38%
310 - Sewer Revenues	363,330.11	338,982.82	24,347.29	7.18%
325 - Penalties	7,718.79	9,795.37	-2,076.58	-21.2%
330 - Earned Interest	5,694.91	859.42	4,835.49	562.65%
335 - New Meter Charges	900.00	900.00	0.00	0.0%
350 - Misc Income	1,764.21	1,630.70	133.51	8.19%
365. Meter Installation Fee	360.00	385.00	-25.00	-6.49%
383- DEP Sewer Grant	63,515.70	108,000.00	-44,484.30	-41.19%
384 - Insurance Proceeds	236,918.27	0.00	236,918.27	100.0%
Total 300 - Income	1,136,416.67	866,527.36	269,889.31	31.15%
390 Special Legislative Appr	0.00	65,378.19	-65,378.19	-100.0%
Other Sources Of Income				
315 - Ad Valorem Tax				
315.100 - Ad Valorem	376,387.22	248,195.50	128,191.72	51.65%
Total 315 - Ad Valorem Tax	376,387.22	248,195.50	128,191.72	51.65%
331 - City Contribution	0.00	851.92	-851.92	-100.0%
341 - City Portion of Leases	4,496.90	0.00	4,496.90	100.0%
340 - Rental Income	18,080.02	18,089.10	-9.08	-0.05%
370 - Water Charge New Connectic	9,000.00	21,500.00	-12,500.00	-58.14%
371 - Sewer Charge New Connectic	9,000.00	0.00	9,000.00	100.0%
333 - Other Miscellaneous	2,723.66	796.41	1,927.25	241.99%
Total Other Sources Of Income	419,687.80	289,432.93	130,254.87	45.0%
Total Income	1,556,104.47	1,221,338.48	334,765.99	27.41%
Gross Profit	1,556,104.47	1,221,338.48	334,765.99	27.41%
Expense				
500 - GENERAL AND ADMINISTRATIVE				
510 - Payroll				
510.01 - Salaries	264,388.42	227,341.58	37,046.84	16.3%
510.02 - Social Security/Medic	19,881.84	17,030.02	2,851.82	16.75%
510.03 - Retirement	29,848.65	28,817.06	1,031.59	3.58%
510.04 - Health, Dental & Life I	54,156.37	44,215.44	9,940.93	22.48%
510.05 - Workers Comp.	784.00	2,351.00	-1,567.00	-66.65%
Total 510 - Payroll	369,059.28	319,755.10	49,304.18	15.42%
520 - Office				
520.01 - Supplies	2,787.11	1,357.92	1,429.19	105.25%
520.02 - Postage & Shipping	5,516.97	4,755.02	761.95	16.02%
520.03 - Computer, Billing, Etc	5,354.75	3,892.09	1,462.66	37.58%
520.04 - Printing and Copying	1,168.47	926.68	241.79	26.09%
520.05 - Web Portal/E-Billing	0.00	204.49	-204.49	-100.0%
520.07 - Bank Service Charge	51.33	0.00	51.33	100.0%
520.10 - Rents	2,806.47	0.00	2,806.47	100.0%

Cedar Key Water & Sewer District Profit & Loss Prev Year Comparison October 31, 2023 through July 31, 2024

	Oct 31, '23 - Jul 31, 24	Oct 31, '22 - Jul 31, 23	\$ Change	% Change
Total 520 · Office	17,685.10	11,136.20	6,548.90	58.81%
530 · Utilities				
530.01 · Fuel For Equipment	6,161.29	7,235.05	-1,073.76	-14.84%
530.02 · Solid Waste Disposal	1,404.34	1,162.42	241.92	20.81%
530.03 · Telephone	9,216.56	7,919.03	1,297.53	16.39%
530 · Utilities - Other	0.00	0.00	0.00	0.0%
Total 530 · Utilities	16,782.19	16,316.50	465.69	2.85%
540 · Professional Fees				
540.01 · Audit & Accounting	31,010.00	23,810.00	7,200.00	30.24%
540.02 · Management/Legal	23,585.44	23,431.95	153.49	0.66%
540.03 · Property Appraiser's F	0.00	6,511.98	-6,511.98	-100.0%
540.05 · Tax Collector Fees	8,314.62	142.10	8,172.52	5,751.25%
Total 540 · Professional Fees	62,910.06	53,896.03	9,014.03	16.73%
550 - General Repair & Maint				
550.01 · Vehicle	2,575.70	2,465.16	110.54	4.48%
550.02 · Equipment and Tools	2,279.37	883.56	1,395.81	157.98%
550.03 · Building	128.40	219.54	-91.14	-41.51%
550.04 · Supplies	1,645.36	762.72	882.64	115.72%
550.06 · Storm Repairs	257,918.27	0.00	257,918.27	100.0%
Total 550 - General Repair & Maint	264,547.10	4,330.98	260,216.12	6,008.25%
560 · Other				
560.01 · Property/Liability Ins.	0.00	-199.00	199.00	100.0%
560.03 · Continuing Education	0.00	615.00	-615.00	-100.0%
560.04 · Annual Fees & Dues	9,400.06	9,595.85	-195.79	-2.04%
560.05 · Ads and Publications	3,210.98	354.06	2,856.92	806.9%
560.06 · Miscellaneous	5,600.26	1,124.07	4,476.19	398.21%
560.07 · Contingency	95,384.44	0.00	95,384.44	100.0%
Total 560 · Other	113,595.74	11,489.98	102,105.76	888.65%
Total 500 · GENERAL AND ADMINISTRATIVE	844,579.47	416,924.79	427,654.68	102.57%
600 · DIRECT WATER EXPENSES				
610 · Chemicals and Filters				
610.01 · Chemicals	90,836.43	79,331.79	11,504.64	14.5%
610.02 · Miex Resin	21,829.50	0.00	21,829.50	100.0%
610 · Chemicals and Filters - C	12,393.60	12,391.68	1.92	0.02%
Total 610 · Chemicals and Filters	125,059.53	91,723.47	33,336.06	36.34%
620 - Laboratory				
620.01 · In House Lab	310.77	1,058.87	-748.10	-70.65%
620.02 · Outside Lab	758.00	2,203.00	-1,445.00	-65.59%
Total 620 - Laboratory	1,068.77	3,261.87	-2,193.10	-67.23%
630 - Regulatory				
630.01 · Permits	0.00	125.00	-125.00	-100.0%
Total 630 - Regulatory	0.00	125.00	-125.00	-100.0%
640 · Repairs and Maintenance				
640.01 · Piping and Distribution	9,126.89	8,192.35	934.54	11.41%

Cedar Key Water & Sewer District Profit & Loss Prev Year Comparison October 31, 2023 through July 31, 2024

	Oct 31, '23 - Jul 31, 24	Oct 31, '22 - Jul 31, 23	\$ Change	% Change
640.02 · Equipment	11,089.87	11,671.32	-581.45	-4.98%
640.04 · Water Tower Maintene	13,798.29	13,798.29	0.00	0.0%
640.05 · Generators Annual Ma	0.00	0.00	0.00	0.0%
640.06 · Water Plant Maintenar	3,818.37	0.00	3,818.37	100.0%
Total 640 · Repairs and Maintenanc	37,833.42	33,661.96	4,171.46	12.39%
650 · Utilities				
650.01 · Electric	17,985.71	20,636.72	-2,651.01	-12.85%
650.02 · Propane	0.00	470.21	-470.21	-100.0%
650.03 · Telephone	3,515.17	2,562.75	952.42	37.16%
Total 650 · Utilities	21,500.88	23,669.68	-2,168.80	-9.16%
670 · Capital Expenditures				
670.04 · New Vehicle	0.00	41,830.00	-41,830.00	-100.0%
Total 670 · Capital Expenditures	0.00	41,830.00	-41,830.00	-100.0%
Total 600 · DIRECT WATER EXPENSES	185,462.60	194,271.98	-8,809.38	-4.54%
700 · DIRECT WASTEWATER EXPENSES				
710 · Chemicals and Filters				
710.01 · Chemicals	19,424.22	26,134.99	-6,710.77	-25.68%
Total 710 · Chemicals and Filters	19,424.22	26,134.99	-6,710.77	-25.68%
720 · Laboratory				
720.01 · In House Lab	197.22	0.00	197.22	100.0%
720.02 · Outside Lab	11,399.58	10,696.70	702.88	6.57%
Total 720 · Laboratory	11,596.80	10,696.70	900.10	8.42%
730 · Regulatory				
730.01 · Permits	633.82	0.00	633.82	100.0%
730.02 · Biosolids Hauling	59,640.00	63,185.00	-3,545.00	-5.61%
Total 730 · Regulatory	60,273.82	63,185.00	-2,911.18	-4.61%
740 · Repairs Maintenance Other				
740.01 · Piping & Distribution	5,862.54	17,104.75	-11,242.21	-65.73%
740.02 · Equipment	13,566.60	20,737.06	-7,170.46	-34.58%
740.03 · Building and Grounds	85.00	0.00	85.00	100.0%
740.04 · Generator-Annual Mai	11,245.25	0.00	11,245.25	100.0%
Total 740 · Repairs Maintenance Oth	30,759.39	37,841.81	-7,082.42	-18.72%
750 · Utilities				
750.01 · Electric	23,750.35	27,646.22	-3,895.87	-14.09%
750.02 · Propane	660.82	921.41	-260.59	-28.28%
Total 750 · Utilities	24,411.17	28,567.63	-4,156.46	-14.55%
760 · Other				
760.01 · Professional Fees -WI	8,760.00	0.00	8,760.00	100.0%
Total 760 · Other	8,760.00	0.00	8,760.00	100.0%
770.000 · DEP Grant Expenses				
770.100 · DEP Sewer Grant - E	83,886.20	108,000.00	-24,113.80	-22.33%
Total 770.000 · DEP Grant Expense	83,886.20	108,000.00	-24,113.80	-22.33%
Total 700 · DIRECT WASTEWATER EXF	239,111.60	274,426.13	-35,314.53	-12.87%
Total Expense	1,269,153.67	885,622.90	383,530.77	43.31%

Cedar Key Water & Sewer District
Profit & Loss Prev Year Comparison
October 31, 2023 through July 31, 2024

	Oct 31, '23 - Jul 31, 24	Oct 31, '22 - Jul 31, 23	\$ Change	% Change
Net Ordinary Income	286,950.80	335,715.58	-48,764.78	-14.53%
Net Income	286,950.80	335,715.58	-48,764.78	-14.53%

Cedar Key Water & Sewer District Monthly Checkbook Activity

As of July 31, 2024

Date	Nur	Name	Memo	Amount
Unrestricted Cash Funds				
100 - Operating Account				
07/01/2024		Deposit	Charter	459.88
07/01/2024		Deposit	WiFiber	300.00
07/01/2024		Deposit	Verison	1,176.39
07/01/2024		Deposit	Nexttower	974.19
07/01/2024		Deposit	Deposit	327.31
07/01/2024		Deposit	Deposit	59.74
07/02/2024	32	Alicia Johns	Mileage146miles @ .670 = 97.8	-97.82
07/02/2024		Deposit	Deposit	795.38
07/03/2024	32	Doty, Gabrie	Pay Check	-1,089.70
07/03/2024		Deposit	Deposit	68.19
07/03/2024		Deposit	Deposit	65.82
07/04/2024		Deposit	Deposit	384.15
07/05/2024	32	Johns, Alici	Pay Check	-586.20
07/05/2024	32	Quinn, Willi	Pay Check	-856.27
07/05/2024	32	Richburg, M	Pay Check	-553.57
07/05/2024	32	Rittenhouse	Pay Check	-1,192.81
07/05/2024	32	Ferguson, J	Pay Check	-369.40
07/05/2024	32	Borelli, Mich	Pay Check	-369.40
07/05/2024	32	Hand, Josep	Pay Check	-369.40
07/05/2024	32	Rosenthal, S	Pay Check	-369.40
07/05/2024	32	Sturmer, Le	Pay Check	-369.40
07/06/2024		Deposit	Deposit	422.21
07/07/2024		Deposit	Deposit	59.00
07/08/2024	Ba	EFTPS	59-1156008	-1,565.00
07/08/2024		Deposit	Deposit	9,268.08
07/08/2024		Deposit	Deposit	7,557.90
07/08/2024		Deposit	Deposit	286.76
07/09/2024	32	Florida Dep:	Certiricate NO: 48-8012445825-3	-172.41
07/09/2024	32	AMERICAN	Invoice No,96340 6/28/2024	-3,195.00
07/09/2024	32	Marina Hard	220 06/2024	-324.29
07/09/2024	32	Dewberry E	Invoice No: 2386112 1/24/2024	-2,477.00
07/09/2024	32	Gator Work:	Invoice NO:24-27297 6/25/2024	-181.00
07/10/2024		Deposit	Deposit	136.10
07/11/2024	32	Johns, Alici	Pay Check	-590.13
07/11/2024	32	Quinn, Willi	Pay Check	-1,045.79
07/11/2024	32	Rittenhouse	Pay Check	-1,205.26
07/11/2024	32	Richburg, M	Pay Check	-553.58
07/11/2024	32	Johns, Alici	Pay Check	-571.90
07/12/2024	32	Doty, Gabrie	VOID: Pay Check	0.00
07/12/2024	32	Doty, Gabrial	T	-951.74
07/12/2024	Ba	EFTPS	59-1156008	-1,400.48
07/12/2024		Deposit	Deposit	213.38
07/12/2024		Deposit	Deposit	12,018.10

Cedar Key Water & Sewer District Monthly Checkbook Activity

As of July 31, 2024

Date	Nur	Name	Memo	Amount
07/12/2024		Deposit	Deposit	220.60
07/14/2024		Deposit	Deposit	66.62
07/15/2024		ba City Of Ced:	8049 Solid Waste	-128.69
07/15/2024		32 Central FL E	Electric Bills 5/2024	-5,006.90
07/15/2024		Deposit	Deposit	57.75
07/16/2024		32 AMERICAN	Invoice No,96508 6/28/2024	-3,195.00
07/16/2024		32 Aqua Pure v	Invoice No: 87065 6/30/2024	-860.00
07/16/2024		32 AT & T # 2	352-543-6405 937 1988 05/2024	-413.16
07/16/2024		32 Egis Insurar	Invoice No: Policy # WC 1t00121	-784.00
07/16/2024		32 Grainger P:	Invoice NO 91635833330	-568.39
07/16/2024		32 Konica Minc	Invoice No 1051687	-206.15
07/16/2024		32 Nabors Gibl	Invoice No: 1108-22064 50622 F	-2,000.00
07/16/2024		32 Verizon # 2	Invoice No: 9967414228 07/16	-36.07
07/16/2024		32 Verizon Wir	Invoice No: 9964917416 6/2024	-99.40
07/16/2024		DF Blue Cross	Group:90866 77132038 JULY C	-2,744.29
07/16/2024		32 WiFiber	Invoice No:43191 2077 4month	-380.00
07/16/2024		32 Elan Financ	4798 5103 5327 0230 05/2024	-844.78
07/16/2024		32 NAPA Gulf (1999 06/2024	-88.96
07/16/2024		32 USA Blue E	Invoice No: 000398257 6/2024	-112.30
07/16/2024		32 Utility Servic	Invoice No 607132 7/2024	-4,599.43
07/16/2024		32 Beauchamp	Invoice # 24415 Accounting Assi	-750.00
07/16/2024		32 CINTAS	9271942505 First Aid Fill WAT	-477.69
07/16/2024		Deposit	Deposit	159.28
07/17/2024		32 Doty, Gabrie	Pay Check	-1,015.51
07/17/2024		Deposit	Deposit	2,693.68
07/17/2024		Deposit	Deposit	136.23
07/18/2024		32 Citrus Co. C	Proof of Publications 50000324	-44.26
07/18/2024		32 AT&T # 1	AA-2024 CK1576 6/30/2024	-136.81
07/18/2024		Deposit	Deposit	4,217.40
07/19/2024		32 Quinn, Willi	Pay Check	-874.59
07/19/2024		32 Richburg, M	Pay Check	-692.35
07/19/2024		32 Rittenhouse	Pay Check	-1,199.04
07/19/2024		Ba EFTPS	59-1156008	-1,117.18
07/19/2024		Deposit	Deposit	125.83
07/23/2024		32 Hawkins, Int	Invoice NO: 6812288,6812290	-4,346.24
07/23/2024		32 SUNSHINE	Invoice No: CK 1576 AA2024	-183.89
07/23/2024		32 AMERICAN	Invoice No,96508 96508 07/12	-3,195.00
07/23/2024		Deposit	Deposit	300.00
07/25/2024		32 Johns, Alici	PAYCHECK	-507.46
07/25/2024		32 Doty, Gabrie	PAYCHECK	-816.23
07/25/2024		32 Hensel, Nicl	PAYCHECK	-632.92
07/25/2024		32 Quinn, Willi	PAYCHECK	-1,000.33
07/25/2024		32 Richburg, M	PAYCHECK	-553.58
07/25/2024		32 Rittenhouse	PAYCHECK	-1,171.84
07/25/2024		32 Guardian (Ir	Dental,Vision, Life	-920.44

Cedar Key Water & Sewer District Monthly Checkbook Activity

As of July 31, 2024

Date	Nur	Name	Memo	Amount
07/25/2024		Deposit	Deposit	556.98
07/25/2024		Deposit	Deposit	616.58
07/26/2024	Ba	EFTPS	59-1156008	-1,317.50
07/26/2024	32	AFLAC	ATF27	-321.84
07/26/2024	32	Grainger P:	Invoice NO: 9185014801, 91792	-1,321.43
07/26/2024	32	JET-VAC	W0096950 Annual Serv.&Parts	-1,475.00
07/26/2024	32	Print Shop	Invoice No:87952 12 shirts Embr	-93.24
07/26/2024	32	Quill Corpor	Invoice NO. 39442383, 3949041	-50.07
07/26/2024	32	USA Blue E	Invoice No: 416805 7/2024	-676.73
07/26/2024	32	Transameric	33859	-20.00
07/26/2024		Deposit	Deposit	6,210.11
07/26/2024		Deposit	Deposit	44,486.62
07/26/2024		Deposit	Deposit	141.93
07/27/2024		Deposit	Deposit	222.81
07/27/2024	Ba	FMP,TF	Per 07/29/2024	-2,320.36
07/29/2024		Deposit	Deposit	22.14
07/29/2024		Deposit	Deposit	70.95
07/30/2024		Deposit	Deposit	59.74
07/30/2024		Deposit	Deposit	2,073.67
07/31/2024	32	US Postma:	788 PC. @ 0.56 EA= 441.28	-441.28
07/31/2024	32	AT & T MOE	Invoice No: 287283253088	-124.00
07/31/2024	32	CITRUS PU	50094369	-24.94
07/31/2024	32	Dewberry E:	Invoice No: 22402258 5017165	-48,143.25
07/31/2024	32	Ellis Autom:	Invoice No:4569, 4583 7/26/24	-1,231.81
07/31/2024	32	Gator Work:	Invoice NO:24-27388 7/25/2024	-181.00
07/31/2024	32	Hawkins, In:	Invoice NO:6823444 7/29/2024	-4,263.74
07/31/2024	32	Quill Corpor	Invoice NO. 39581136 12-digi	-202.55
07/31/2024	32	Johns, Alici:	Pay Check	-572.32
07/31/2024		Deposit	Charter	459.88
Total 100 - Operating Account				<u>-27,469.51</u>
Total Unrestricted Cash Funds				<u>-27,469.51</u>
TOTAL				<u>-27,469.51</u>

Cedar Key Water and Sewer District

Penalty Register

Detailed

For charges due before 07/30/2024

Account Balance as of 07/30/2024

Disconnect Date 08/08/2024

Sorted by: Route + Reading Sequence

Location No	Account No	Name	Address	Meter No.	Prev. Balance	Penalty	Tax	Account Balance
1610001	1610001	BRIAN ANDREWS	15725 SUNSET POINT					
WATER	P1			2100182425	109.50	20.00	0.00	129.50
SEWER					104.34	0.00	0.00	104.34
		BRIAN ANDREWS	Total		213.84	20.00	0.00	233.84
37001	37001	CLAMTASTIC	11990 HWY 24					
WATER	P1			2400025605	114.78	20.00	0.00	134.78
SEWER					88.68	0.00	0.00	88.68
		CLAMTASTIC	Total		203.46	20.00	0.00	223.46
43001	43001	BENJAMIN BURNSED	12250 SR 24					
WATER	P1			2100185277	29.40	20.00	0.00	49.40
SEWER					28.35	0.00	0.00	28.35
		BENJAMIN BURNSED	Total		57.75	20.00	0.00	77.75
78001	78001	HAYLEY HOLMES	12303 CEDAR ST.					
WATER	P1			2000047465	29.40	20.00	0.00	49.40
SEWER					28.35	0.00	0.00	28.35
		HAYLEY HOLMES	Total		57.75	20.00	0.00	77.75
81001	81001	W.E. KNIGHT	12406 SR 24					
WATER	P1			14346305	51.59	20.00	0.00	71.59
SEWER					47.15	0.00	0.00	47.15
		W.E. KNIGHT	Total		98.74	20.00	0.00	118.74
1051001	1051001	WILL KNIGHT	12406 SR 24					
WATER	P1			18258673	96.86	20.00	0.00	116.86
		WILL KNIGHT	Total		96.86	20.00	0.00	116.86
82001	82001	DONALD GILLMORE	12412 SR 24					
WATER	P1			19125699	32.99	20.00	0.00	52.99
SEWER					31.25	0.00	0.00	31.25
		DONALD GILLMORE	Total		64.24	20.00	0.00	84.24
86001	86001	BIG MOON LLC	12420 STATE ROAD 24					
WATER	P1			14346430	58.54	20.00	0.00	78.54
SEWER					35.76	0.00	0.00	35.76
		BIG MOON LLC	Total		94.30	20.00	0.00	114.30
99001	99001	PETER TIRRELL	12409 LIVE OAK DR.					
WATER	P1			19125737	49.43	20.00	0.00	69.43
SEWER					28.37	0.00	0.00	28.37
		PETER TIRRELL	Total		77.80	20.00	0.00	97.80
142001	142001	DANIEL KISS	12920 SR 24					
WATER	P1			14280658	132.24	20.00	0.00	152.24
		DANIEL KISS	Total		132.24	20.00	0.00	152.24
168001	168001	DAVID MEDEIROS	1181 GULF BLVD					
WATER	P1			19125724	34.42	20.00	0.00	54.42
SEWER					32.42	0.00	0.00	32.42
		DAVID MEDEIROS	Total		66.84	20.00	0.00	86.84
1032001	1032001	JERRY LAWRENCE	16390 EGRET'S LANE					
WATER	P1			14280586	34.87	20.00	0.00	54.87
SEWER					32.78	0.00	0.00	32.78
		JERRY LAWRENCE	Total		67.65	20.00	0.00	87.65
208001	208001	MOLLY JUBITZ	13132 SW 164TH AVE.					
WATER	P1			2100182418	33.83	20.00	0.00	53.83
SEWER					31.93	0.00	0.00	31.93

Location No	Account No	Name	Address	Meter No.	Prev. Balance	Penalty	Tax	Account Balance
208001	208001	MOLLY JUBITZ	13132 SW 164TH AVE.					
		MOLLY JUBITZ	Total		65.76	20.00	0.00	85.76
214001	214001	RICHARD GORDON	16497 AIRPORT ROAD					
WATER	P1			2100185316	29.43	20.00	0.00	49.43
		RICHARD GORDON	Total		29.43	20.00	0.00	49.43
269001	269001	TINA ROBERTS	1165 HAWTHORNE AVE.					
WATER	P1			13379833	16.48	20.00	0.00	36.48
SEWER					28.74	0.00	0.00	28.74
		TINA ROBERTS	Total		45.22	20.00	0.00	65.22
276001	276001	MARY RINEHART	1173 GULF BLVD					
WATER	P1			14280679	8.56	20.00	0.00	28.56
SEWER					20.24	0.00	0.00	20.24
		MARY RINEHART	Total		28.80	20.00	0.00	48.80
277001	277001	D'AGOSTINO AMBER	1182 SHELLCREST-DBL					
WATER	P1			2100160616	132.57	20.00	0.00	152.57
SEWER					60.23	0.00	0.00	60.23
		D'AGOSTINO AMBER	Total		192.80	20.00	0.00	212.80
290001	290001	DIANA BIBLE	1170 PARODA AVE					
WATER	P1			13658397	41.81	20.00	0.00	61.81
SEWER					44.17	0.00	0.00	44.17
		DIANA BIBLE	Total		85.98	20.00	0.00	105.98
316001	316001	DORIS SWAN	16350 SW INDIANA AVE.					
WATER	P1			14346851	38.04	20.00	0.00	58.04
SEWER					35.34	0.00	0.00	35.34
		DORIS SWAN	Total		73.38	20.00	0.00	93.38
396001	396001	GREGORY LUKEHART	12155 SW 165TH					
WATER	P1			12943656	39.99	20.00	0.00	59.99
SEWER					37.03	0.00	0.00	37.03
		GREGORY LUKEHART	Total		77.02	20.00	0.00	97.02
1640001	1640001	JOHN EVANS	12361 WATSON CIRCLE					
WATER	P1			22198122	12.69	20.00	0.00	32.69
SEWER					31.01	0.00	0.00	31.01
		JOHN EVANS	Total		43.70	20.00	0.00	63.70
495001	495001	TOM DEVERIN	12391 E. POINT RD.					
WATER	P1			14280544	82.52	20.00	0.00	102.52
SEWER					-10.21	0.00	0.00	-10.21
		TOM DEVERIN	Total		72.31	20.00	0.00	92.31
1098001	1098001	P & G HOSPITALITY #201	192 2ND STREET - CC 201					
WATER	P1			17023637	32.18	20.00	0.00	52.18
SEWER					50.60	0.00	0.00	50.60
		P & G HOSPITALITY #201	Total		82.78	20.00	0.00	102.78
1099001	1099001	P & G HOSPITALITY #202	192 2ND STREET - CC 202					
WATER	P1			17023621	31.10	20.00	0.00	51.10
SEWER					49.73	0.00	0.00	49.73
		P & G HOSPITALITY #202	Total		80.83	20.00	0.00	100.83
1100001	1100001	P & G HOSPITALITY #203	192 2ND STREET - CC 203					
WATER	P1			17023620	29.40	20.00	0.00	49.40
SEWER					48.35	0.00	0.00	48.35
		P & G HOSPITALITY #203	Total		77.75	20.00	0.00	97.75
1110001	1110001	P & G HOSPITALITY #204	192 2ND STREET - CC 204					
WATER	P1			2000047476	32.00	20.00	0.00	52.00
SEWER					50.46	0.00	0.00	50.46
		P & G HOSPITALITY #204	Total		82.46	20.00	0.00	102.46
1120001	1120001	P & G HOSPITALITY #205	192 2ND STREET - CC 205					
WATER	P1			17023624	34.66	20.00	0.00	54.66
SEWER					52.61	0.00	0.00	52.61
		P & G HOSPITALITY #205	Total		87.27	20.00	0.00	107.27
1130001	1130001	P & G HOSPITALITY #206	192 2ND STREET - CC 206					
WATER	P1			17023625	30.72	20.00	0.00	50.72
SEWER					49.41	0.00	0.00	49.41

Location No	Account No	Name	Address	Meter No.	Prev. Balance	Penalty	Tax	Account Balance	
1130001	1130001	P & G HOSPITALITY #206	192 2ND STREET - CC 206						
		P & G HOSPITALITY #206Total				80.13	20.00	0.00	100.13
1140001	1140001	P & G HOSPITALITY #207	192 2ND STREET - CC 207						
WATER	P1			17023627	33.47	20.00	0.00	53.47	
SEWER					31.64	0.00	0.00	31.64	
		P & G HOSPITALITY #207Total				65.11	20.00	0.00	85.11
1150001	1150001	P & G HOSPITALITY #208	192 2ND STREET - CC 208						
WATER	P1			17023635	32.12	20.00	0.00	52.12	
SEWER					50.55	0.00	0.00	50.55	
		P & G HOSPITALITY #208Total				82.67	20.00	0.00	102.67
1160001	1160001	P & G HOSPITALITY #209	192 2ND STREET - CC 209						
WATER	P1			2300004950	32.27	20.00	0.00	52.27	
SEWER					30.67	0.00	0.00	30.67	
		P & G HOSPITALITY #209Total				62.94	20.00	0.00	82.94
504001	504001	L&M SOL.	192 2ND ST - POOL						
WATER	P1			13458140	49.07	20.00	0.00	69.07	
		L&M SOL.	Total		49.07	20.00	0.00	69.07	
1170001	1170001	P & G HOSPITALITY #301	192 2ND STREET - CC 301						
WATER	P1			17023631	31.04	20.00	0.00	51.04	
SEWER					49.68	0.00	0.00	49.68	
		P & G HOSPITALITY #301Total				80.72	20.00	0.00	100.72
1180001	1180001	P & G HOSPITALITY #302	192 2ND STREET - CC 302						
WATER	P1			17023630	33.02	20.00	0.00	53.02	
SEWER					51.28	0.00	0.00	51.28	
		P & G HOSPITALITY #302Total				84.30	20.00	0.00	104.30
1190001	1190001	P & G HOSPITALITY #303	192 2ND STREET - CC 303						
WATER	P1			17023628	29.40	20.00	0.00	49.40	
SEWER					48.35	0.00	0.00	48.35	
		P & G HOSPITALITY #303Total				77.75	20.00	0.00	97.75
1200001	1200001	P & G HOSPITALITY #304	192 2ND STREET - CC 304						
WATER	P1			17023629	29.43	20.00	0.00	49.43	
SEWER					48.37	0.00	0.00	48.37	
		P & G HOSPITALITY #304Total				77.80	20.00	0.00	97.80
1210001	1210001	P & G HOSPITALITY #305	192 2ND STREET - CC 305						
WATER	P1			2100160666	30.72	20.00	0.00	50.72	
SEWER					49.41	0.00	0.00	49.41	
		P & G HOSPITALITY #305Total				80.13	20.00	0.00	100.13
1220001	1220001	P & G HOSPITALITY #306	192 2ND STREET - CC 306						
WATER	P1			22114900	30.63	20.00	0.00	50.63	
SEWER					29.34	0.00	0.00	29.34	
		P & G HOSPITALITY #306Total				59.97	20.00	0.00	79.97
1230001	1230001	P & G HOSPITALITY #307	192 2ND STREET - CC 307						
WATER	P1			2100160622	40.72	20.00	0.00	60.72	
SEWER					57.66	0.00	0.00	57.66	
		P & G HOSPITALITY #307Total				98.38	20.00	0.00	118.38
1240001	1240001	P & G HOSPITALITY #308	192 2ND STREET - CC 308						
WATER	P1			17023632	32.69	20.00	0.00	52.69	
SEWER					51.01	0.00	0.00	51.01	
		P & G HOSPITALITY #308Total				83.70	20.00	0.00	103.70
1250001	1250001	P & G HOSPITALITY #309	192 2ND STREET - CC 309						
WATER	P1			17023626	35.05	20.00	0.00	55.05	
SEWER					52.92	0.00	0.00	52.92	
		P & G HOSPITALITY #309Total				87.97	20.00	0.00	107.97
506001	506001	SPA- LAUNDRY-	192 2ND STREET						
WATER	P1			2300008324	29.49	20.00	0.00	49.49	
SEWER					28.42	0.00	0.00	28.42	
		SPA- LAUNDRY-	Total		57.91	20.00	0.00	77.91	
508001	508001	WILLIAM GRONDON	82 2ND ST-CC 311						
WATER	P1			12915222	30.95	20.00	0.00	50.95	
SEWER					49.61	0.00	0.00	49.61	

Location No	Account No	Name	Address	Meter No.	Prev. Balance	Penalty	Tax	Account Balance
508001	508001	WILLIAM GRONDON	82 2ND ST-CC 311					
		WILLIAM GRONDON	Total		80.56	20.00	0.00	100.56
509001	509001	CHRISTINA CULVER #312	192 2ND ST-CC 312					
WATER	P1			13379998	32.99	20.00	0.00	52.99
SEWER					51.25	0.00	0.00	51.25
		CHRISTINA CULVER #312	Total		84.24	20.00	0.00	104.24
511001	511001	CAROL GRAHAM #314	192 2ND ST-CC 314					
WATER	P1			2100160630	32.93	20.00	0.00	52.93
SEWER					51.21	0.00	0.00	51.21
		CAROL GRAHAM #314	Total		84.14	20.00	0.00	104.14
514001	514001	SCOTT SYKES #317	192 2ND ST-CC 317					
WATER	P1			13658399	33.74	20.00	0.00	53.74
SEWER					31.86	0.00	0.00	31.86
		SCOTT SYKES #317	Total		65.60	20.00	0.00	85.60
515001	515001	TB VISION LLC	192 2ND ST-CC 210					
WATER	P1			14280693	31.58	20.00	0.00	51.58
SEWER					50.12	0.00	0.00	50.12
		TB VISION LLC	Total		81.70	20.00	0.00	101.70
516001	516001	M. WHITE #211	192 2ND ST-CC 211					
WATER	P1			14280475	31.37	20.00	0.00	51.37
SEWER					49.95	0.00	0.00	49.95
		M. WHITE #211	Total		81.32	20.00	0.00	101.32
521001	521001	P & G HOSPITALITY #216	82 2ND ST -CC 216					
WATER	P1			14280472	34.84	20.00	0.00	54.84
SEWER					52.75	0.00	0.00	52.75
		P & G HOSPITALITY #216	Total		87.59	20.00	0.00	107.59
522001	522001	P & G HOSPITALITY #217	82 2ND ST-CC 217					
WATER	P1			18258677	32.00	20.00	0.00	52.00
SEWER					50.46	0.00	0.00	50.46
		P & G HOSPITALITY #217	Total		82.46	20.00	0.00	102.46
523001	523001	P & G HOSPITALITY -	190 2ND ST-CC MARINA					
WATER	P1			13379826	29.40	20.00	0.00	49.40
		P & G HOSPITALITY -	Total		29.40	20.00	0.00	49.40
529001	529001	A. HAGAR - TH6	52 2ND ST- TH6					
WATER	P1			12943666	33.44	20.00	0.00	53.44
SEWER					51.62	0.00	0.00	51.62
		A. HAGAR - TH6	Total		85.06	20.00	0.00	105.06
543001	543001	WESLEY DIXON	11 OLD MILL DRIVE 2C					
WATER	P1			14280438	56.31	20.00	0.00	76.31
SEWER					33.94	0.00	0.00	33.94
		WESLEY DIXON	Total		90.25	20.00	0.00	110.25
554001	554001	JIM SPANN	11 OLD MILL DRIVE 6C					
WATER	P1			2300008305	36.93	20.00	0.00	56.93
SEWER					34.45	0.00	0.00	34.45
		JIM SPANN	Total		71.38	20.00	0.00	91.38
625001	625001	CAROL PATTILLO	7041 DEPOT ST. APT					
WATER	P1			14346868	30.27	20.00	0.00	50.27
SEWER					29.05	0.00	0.00	29.05
		CAROL PATTILLO	Total		59.32	20.00	0.00	79.32
682001	682001	TIPSY COW	360 DOCK STREET					
WATER	P1			22198113	231.01	20.00	0.00	251.01
SEWER					162.25	0.00	0.00	162.25
		TIPSY COW	Total		393.26	20.00	0.00	413.26
688001	688001	SALINITY @ CEDAR	491 DOCK ST.					
WATER	P1			2100023774	89.12	20.00	0.00	109.12
SEWER					83.74	0.00	0.00	83.74
		SALINITY @ CEDAR	Total		172.86	20.00	0.00	192.86
703001	703001	SAMUEL COOMES	550 1ST ST IP#103					
WATER	P1			13484056	43.97	20.00	0.00	63.97
SEWER					40.50	0.00	0.00	40.50

Location No	Account No	Name	Address	Meter No.	Prev. Balance	Penalty	Tax	Account Balance
703001	703001	SAMUEL COOMES	550 1ST ST IP#103					
		SAMUEL COOMES	Total		84.47	20.00	0.00	104.47
711001	711001	MONTY WILSON	550 1ST ST. IP #101					
		WATER P1		13484070	39.15	20.00	0.00	59.15
		SEWER			36.29	0.00	0.00	36.29
		MONTY WILSON	Total		75.44	20.00	0.00	95.44
718001	718001	ELLIS SMITH	550 1ST ST IP#205					
		WATER P1		13484061	33.23	20.00	0.00	53.23
		SEWER			31.45	0.00	0.00	31.45
		ELLIS SMITH	Total		64.68	20.00	0.00	84.68
728001	728001	JEANA MILLIGAN	509 1ST ST.					
		WATER P1		13935882	57.33	20.00	0.00	77.33
		SEWER			84.55	0.00	0.00	84.55
		JEANA MILLIGAN	Total		141.88	20.00	0.00	161.88
738001	738001	MONTY WILSON	409 CORNER OF 2ND & B					
		WATER P1		2100023776	96.04	20.00	0.00	116.04
		SEWER			87.23	0.00	0.00	87.23
		MONTY WILSON	Total		183.27	20.00	0.00	203.27
753001	753001	US POSTAL SERVICE	518 2ND ST.					
		WATER P1		18258644	31.40	20.00	0.00	51.40
		SEWER			29.97	0.00	0.00	29.97
		US POSTAL SERVICE	Total		61.37	20.00	0.00	81.37
1410001	1410001	ANTHONY BECKHAM	SR 24					
		WATER P1		18189954	35.74	20.00	0.00	55.74
		ANTHONY BECKHAM	Total		35.74	20.00	0.00	55.74
826001	826001	HINKLES CLAMS LLC	1 DOCK/ALLEN					
		WATER P1		13935880	49.40	20.00	0.00	69.40
		HINKLES CLAMS LLC	Total		49.40	20.00	0.00	69.40
828001	828001	TRIPLE THREAT	1071 D STREET					
		WATER P1		14280427	29.43	20.00	0.00	49.43
		TRIPLE THREAT	Total		29.43	20.00	0.00	49.43
830001	830001	DUSTIN TUCK	625 6TH STREET					
		WATER P1		12943633	33.77	20.00	0.00	53.77
		SEWER			31.88	0.00	0.00	31.88
		DUSTIN TUCK	Total		65.65	20.00	0.00	85.65
873001	873001	CHUCK ADAMS	850 3RD STREET #5					
		WATER P1		19125693	30.98	20.00	0.00	50.98
		SEWER			29.63	0.00	0.00	29.63
		CHUCK ADAMS	Total		60.61	20.00	0.00	80.61
878001	878001	ROBERT CSERE	866 4TH ST.-HONEYWELL					
		WATER P1		2300008334	41.67	20.00	0.00	61.67
		SEWER			38.50	0.00	0.00	38.50
		ROBERT CSERE	Total		80.17	20.00	0.00	100.17
882001	882001	ROBERT CSERE	858 4TH STREET					
		WATER P1		2100023769	30.51	20.00	0.00	50.51
		SEWER			29.25	0.00	0.00	29.25
		ROBERT CSERE	Total		59.76	20.00	0.00	79.76
899001	899001	ELADIO LAMBERSON	610 5TH ST.					
		WATER P1		14346865	55.46	20.00	0.00	75.46
		SEWER			55.04	0.00	0.00	55.04
		ELADIO LAMBERSON	Total		110.50	20.00	0.00	130.50
919001	919001	MATTHEW WILLIAMS	5010 G STREET					
		WATER P1		14346285	29.43	20.00	0.00	49.43
		SEWER			28.37	0.00	0.00	28.37
		MATTHEW WILLIAMS	Total		57.80	20.00	0.00	77.80
953001	953001	LYDIA HICKS	857 8TH STREET					
		WATER P1		14346495	59.99	20.00	0.00	79.99
		SEWER			54.62	0.00	0.00	54.62
		LYDIA HICKS	Total		114.61	20.00	0.00	134.61
968001	968001	JAMES FLEMING	4050 G ST. APT #103					

Location No	Account No	Name	Address	Meter No.	Prev. Balance	Penalty	Tax	Account Balance
968001	968001	JAMES FLEMING	4050 G ST. APT #103	2000047488	31.04	20.00	0.00	51.04
					29.68	0.00	0.00	29.68
		JAMES FLEMING	Total		60.72	20.00	0.00	80.72

Paid

Total Customers 74
 Prev. Balance \$6,370.15
 Penalty \$1,480.00
 Total Tax \$0.00
 Account Balance \$7,850.15

Previously Posted Penalty \$0.00

*30 customers
 \$4,736.28*